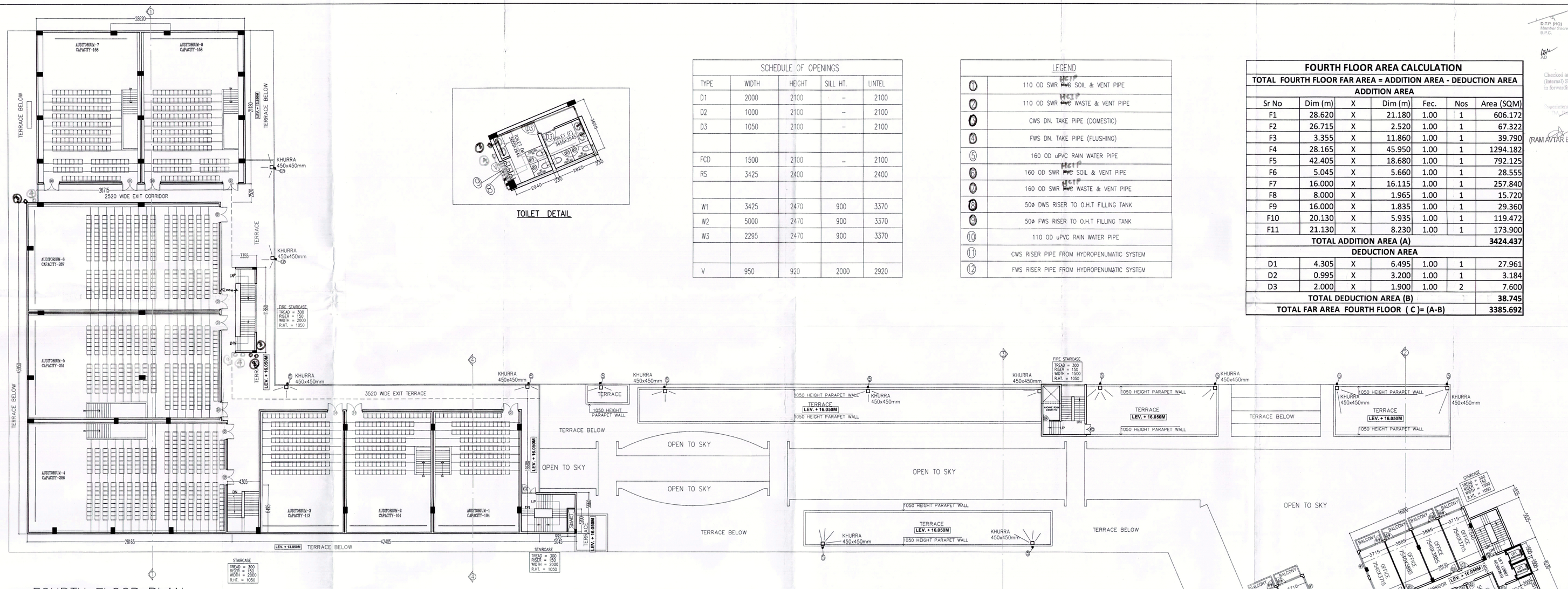

FOURTH FLOOR PLAN

AUDITORIUM CAPACITY=1461

TOTAL NO. OF OFFICE =15

TOILET DETAIL

SCHEDULE OF OPENINGS				
TYPE	WIDTH	HEIGHT	SILL HT.	LINTEL
D1	2000	2100	–	2100
D2	1000	2100	–	2100
D3	1050	2100	–	2100
FCD	1500	2100	–	2100
RS	3425	2400		2400
W1	3425	2470	900	3370
W2	5000	2470	900	3370
W3	2295	2470	900	3370
V	950	920	2000	2920

LEGEND	
1	110 OD SWR ~~PVC~~ HDPE SOIL & VENT PIPE
2	110 OD SWR ~~PVC~~ HDPE WASTE & VENT PIPE
3	CWS DN. TAKE PIPE (DOMESTIC)
4	FWS DN. TAKE PIPE (FLUSHING)
5	160 OD uPVC RAIN WATER PIPE
6	160 OD SWR ~~PVC~~ HDPE SOIL & VENT PIPE
7	160 OD SWR ~~PVC~~ HDPE WASTE & VENT PIPE
8	50ø DWS RISER TO O.H.T FILLING TANK
9	50ø FWS RISER TO O.H.T FILLING TANK
10	110 OD uPVC RAIN WATER PIPE
11	CWS RISER PIPE FROM HYDROPENUMATIC SYSTEM
12	FWS RISER PIPE FROM HYDROPENUMATIC SYSTEM

FOURTH FLOOR AREA CALCULATION						
TOTAL FOURTH FLOOR FAR AREA = ADDITION AREA - DEDUCTION AREA						
ADDITION AREA						
Sr No	Dim (m)	X	Dim (m)	Fec.	Nos	Area (SQM)
F1	28.620	X	21.180	1.00	1	606.172
F2	26.715	X	2.520	1.00	1	67.322
F3	3.355	X	11.860	1.00	1	39.790
F4	28.165	X	45.950	1.00	1	1294.182
F5	42.405	X	18.680	1.00	1	792.125
F6	5.045	X	5.660	1.00	1	28.555
F7	16.000	X	16.115	1.00	1	257.840
F8	8.000	X	1.965	1.00	1	15.720
F9	16.000	X	1.835	1.00	1	29.360
F10	20.130	X	5.935	1.00	1	119.472
F11	21.130	X	8.230	1.00	1	173.900
TOTAL ADDITION AREA (A)						3424.437
DEDUCTION AREA						
D1	4.305	X	6.495	1.00	1	27.961
D2	0.995	X	3.200	1.00	1	3.184
D3	2.000	X	1.900	1.00	2	7.600
TOTAL DEDUCTION AREA (B)						38.745
TOTAL FAR AREA FOURTH FLOOR (C)= (A-B)						3385.692

B.T.P. (HQ) Member Storefrey B.P.C. — B.T.P. (G) Member B.P.C. — B.T.P. (Hr.) Chairman B.P.C.

AD — PA — ATP

Checked and found ok for Public Health (Internal) Services only subject to comments in forwarding letter No. SE(H)-[illegible] dt. 10/8/12

Superintending Engineer (HQ) For Chief Engineer (PH)

(RAM AVTAR BASSI) A.D. — (BALWANT SIN[illegible]) SD[illegible]

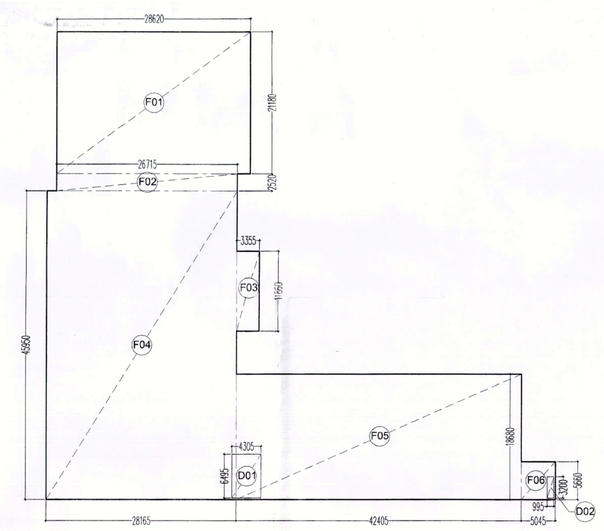

AREA DIAGRAM FOURTH FLOOR

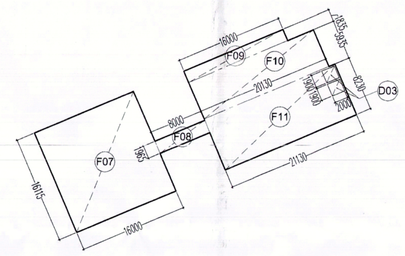

For MANISH BUILDWELL PVT. LTD.
Director

OWNER'S SIGN

GIAN P. MATHUR
ARCHITECT
B.ARCH, M.C.A, A.I.I.A
C.A No. [illegible]/5769

ARCHITECT'S SIGN

PROJECT:
REVISED BUILDING PLAN OF COMMERCIAL COLONY FOR THE AREA MEASURING 3.725 ACRES (LICENCE NO.28 DATED 24.06.2009) IN THE REVENUE ESTATE OF VILLAGE-MEWKA, SECTOR 91 , GURGAON
BEING DEVELOPED BY M/S MANISH BUILDWELL PVT.LTD

UNIT:

TITLE: FOURTH FLOOR PLAN

THIS DRAWING IS THE PROPERTY OF GIAN.P.MATHUR & ASSO.(P) LTD AND SHALL NOT BE USED,COPIED OR REPRODUCED WITHOUT THIER WRITTEN PERMISSION

gpm ARCHITECTS & PLANNERS
GIAN P. MATHUR AND ASSOCIATES (P) LTD.
C - 55, East Of Kailash, New Delhi-110065
T : 46599599| F 46599512
E : info@gpmindia.com I W : www.gpmindia.com

DEALT	YUNUSH	SCALE	1:200	DRG.NO.	SB-08/10
CHKD	BIPIN				